

MONTANA DIGITAL ACADEMY

2020 Update

Student Outcomes Successful Course Completions

Original Credit

87%
FY16

87%
FY17

91%
FY18

89%
FY19

Advanced Placement

92%
FY16

94%
FY17

89%
FY18

97%
FY19

Dual Credit

100%
FY16

80%
FY17

100%
FY18

92%
FY19

Middle School

90%
FY16

88%
FY17

89%
FY18

92%
FY19

Dual Credit Enrollment Growing

MTDA added two new Dual Credit Courses beginning in the 18-19 school year:



Contemporary Math



Elementary College Spanish I

3

FY16

10

FY17

12

FY18

49

FY19

Advanced Placement

Overall Enrollments

171
FY16

244
FY17

309
FY18

283
FY19

Original Credit

Overall Enrollments

4221
FY16

4778
FY17

3962
FY18

4784
FY19

Credit Recovery

Successful Enrollments

1,994
FY16

2,044
FY17

1,910
FY18

1,800
FY19

Course Offerings

81

Original
Credit

14

Advanced
Placement

4

Dual
Credit

19

Credit
Recovery

5

Middle
School

2020 Update Continued

Enrollment by School Size Original Credit including AP FY15 - FY19

AA Enrollments
8726

33%

A Enrollments
4372 (17%)

B Enrollments
5750 (22%)

C Enrollments
6598 (26%)

Alt Ed/JDC
405
Middle
320


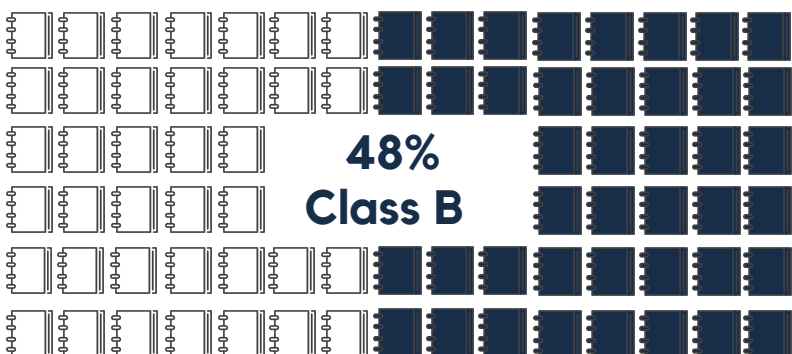
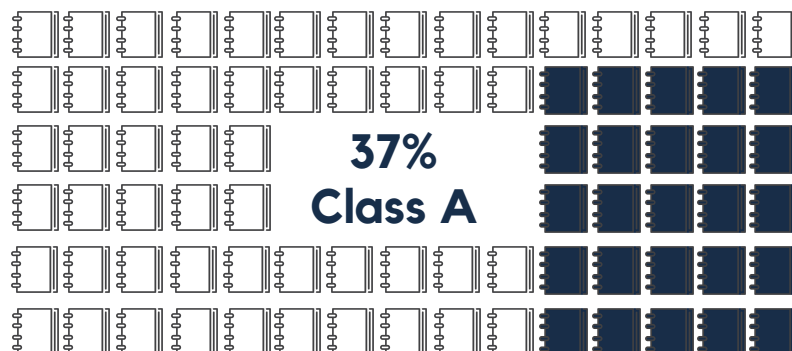
64%

3%

Expanding Learning Opportunities

The following shows how MTDA expands the current course offerings at actual Class A, B and C Montana public high schools

 = Local Offerings  = MTDA Additions



MONTANA DIGITAL ACADEMY

Principal Survey

Do your students use MTDA's Original Credit elective offerings?

91.7%
Yes



Has the MTDA Credit Recovery program had a positive impact on your school's graduation rate?

89.2%
Yes

